



With an inviting vertical texture, soft cotton interior and durable polyester exterior, this easy-to-layer style will have you thinking beyond a sweater for workdays or the weekend. Contrast color on the locker patch and inside the collar adds even more interest.

- 7.5-ounce, 63/37 poly/cotton
- Twill tape trim at neck
- Contrast trim at top of neck
- Self-fabric cuffs
- Side vents
- Double-needle open hem

CARE INSTRUCTIONS

Machine wash cold with like colors. Delicate cycle only. Do not bleach. Tumble dry low. Cool iron if needed.



front



back

HOW TO MEASURE








CHEST

With arms down at sides, measure around the upper body, under arms and over the fullest part of the chest.

SIZE CHART

	XS	S	M	L	XL	2XL	3XL	4XL
Chest	32-34	35-37	38-40	41-43	44-46	47-49	50-53	54-57

COLOR INFORMATION

				
Black/ Iron Grey PMS NTR BLACK PMS 426 C	Iron Grey/ Black PMS 7428 C	Black Maroon/ Iron Grey PMS 7694 C	Regatta Blue/ Iron Grey PMS 2768 C	True Navy/ Iron Grey PMS 2768 C