

Port Authority® Ladies Traverse Soft Shell Jacket. L316



A water-resistant shell joins a warm microfleece lining to let you comfortably traverse through wind and rain. Pops of color at the zippers give the Traverse a fresh spin on classic soft shell design.

- 93/7 poly/spandex woven bonded to 100% polyester microfleece lining with laminated film insert to repel water and wind
- 1000MM fabric waterproof rating
- 1000G/M² fabric breathability rating
- Gently contoured silhouette
- Self-fabric adjustable tab cuffs with hook and loop closures
- Front zippered pockets
- Open hem

CARE INSTRUCTIONS

MACHINE WASH COLD GENTLE CYCLE WITH LIKE COLORS, USE MILD DETERGENT, REMOVE IMMEDIATELY, DO NOT ALLOW TO LAY ON ITSELF WHEN WET, DO NOT BLEACH, TUMBLE DRY LOW, COOL IRON IF NEEDED, DO NOT DRY CLEAN



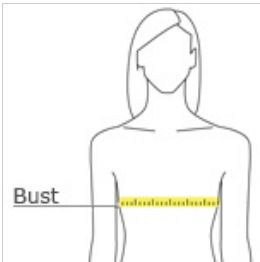
front



back

[Tips For Effectively Screen Printing Polyester Fabrics](#)

HOW TO MEASURE







BUST
With arms down at sides, measure around the upper body, under arms and around the fullest part of the bust.

SIZE CHART

	XS	S	M	L	XL	XXL	3XL	4XL
Size	2	4/6	8/10	12/14	16/18	20/22	24/26	28/30
Bust	32-34	35-36	37-38	39-41	42-44	45-47	48-51	52-55

COLOR INFORMATION

			
Black/Deep Grey PMS NTR Black C	Deep Grey/Rich Red PMS BLACK C	Deep Purple/Pink Orchid PMS 262 C	Poseidon Blue/Lime Green PMS 534 C