

Sport-Tek® PosiCharge Mesh™ Reversible Short T560



Train in total comfort. Our reversible short scores big with its smooth windowpane mesh. An athletic cut ensures unrestricted movement.

- 3.2-ounce, 100% Cationic polyester mesh
- White mesh reverse
- Double-layer construction with open, individually hemmed layers for easy decoration
- Elastic waistband with continuous loop drawcord
- 9-inch inseam
- Double-needle hem

**Due to the nature of 100% polyester performance fabrics, special care must be taken throughout the screen printing process.*

CARE INSTRUCTIONS

Machine wash cold with like colors, do not use bleach, do not use fabric softener, tumble dry low, remove promptly, cool iron if needed, do not dry clean.

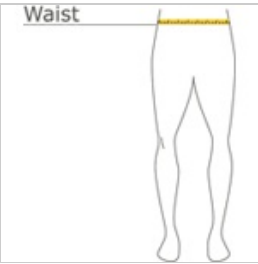


front



back

HOW TO MEASURE













WAIST

Measure waist at the height pants are normally worn, and keep tape comfortably loose.

SIZE CHART

	XS	S	M	L	XL	2XL	3XL	4XL
Waist	26-28	29-31	32-34	35-37	38-40	41-43	44-47	48-51

COLOR INFORMATION

									
Black PMS NTR BLACK CPMS 646 C	Carolina Blue PMS 173 C	Deep Orange PMS 173 C	Forest Green PMS 5605 C	Kelly Green PMS 341 C	Maroon PMS 504 C	Purple PMS 7672 C	True Navy PMS 533 C	True Red PMS 200 C	True Royal PMS 7687 C