



A tonal pattern gives this shirt understated character, while our wrinkle-resistant Easy Care blend takes you from the office to after-hours with polish and style.


- 3.25-ounce, 55/45 yarn-dyed cotton/poly
- Button-down collar
- Box back pleat
- Dyed-to-match buttons
- Left chest pocket
- Button-through sleeve plackets
- Adjustable cuffs

CARE INSTRUCTIONS

Machine wash warm with like colors. Only non chlorine bleach when needed. Tumble dry low. Warm iron if necessary.

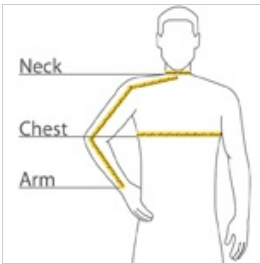


front



back

HOW TO MEASURE



CHEST

With arms down at sides, measure around the upper body, under arms and over the fullest part of the chest.

NECK

Measure around the base of the neck, inserting a finger or two between the tape and neck for comfort.



ARM

Place hand on hip. Start at the center of the back of the neck and measure across the shoulder, to the elbow, and then down to the wrist.

SIZE CHART

	LT	XLT	2XLT	3XLT	4XLT
Chest	41-43	44-46	47-49	50-53	54-57
Neck	16 - 16 1/2	16 1/2 - 17	17 - 17 1/2	17 1/2 - 18	18 - 18 1/2
Arm	36 1/2	38	39	40	41

COLOR INFORMATION

			
Blue PMS NO MATCH	Dark Charcoal PMS 426 C	Grey PMS 424 C	Maroon PMS 504 C