





This cap features the top brands and patterns preferred by outdoor enthusiasts everywhere.

- Fabric: 60/40 cotton/poly canvas
- Structure: Structured
- Profile: Mid
- Closure: Hook and loop




front



back

HOW TO MEASURE



HATS  
Measure the circumference around the head, above the eyebrow and at the widest part of the head.  
Divide number by 3.14 for hat size.

SIZE CHART

	OSFA
Hats	N/A

COLOR INFORMATION



Mossy Oak New Break-Up  
PMS PMS  
PATTERNE



Realtree Xtra  
PMS PMS  
PATTERNE